

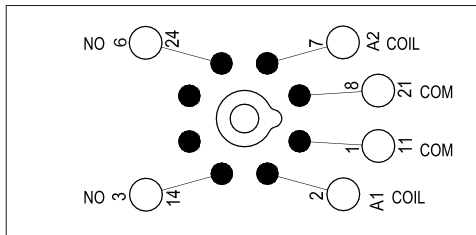


S8D-YA

Only
38 mm
WIDE

**Socket DIN Rail or Panel Mountable
for P3 2N/O & 1NO Double Break Relays**

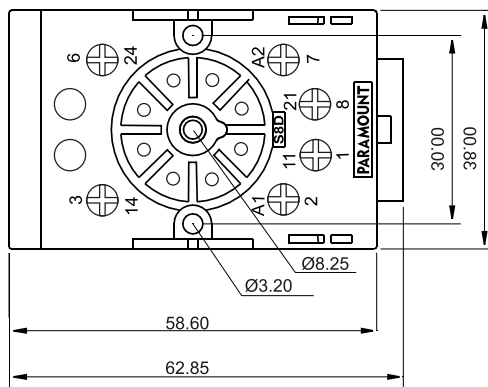
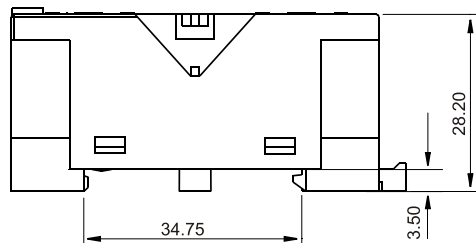
Wiring diagram



Specifications

Poles	2 N/O & 1NO Double Break Contact (8pins)
Nominal load :	10A / 250V
Insulation: Di-electric strength, 1minute	
Between contact and coil	2.5 KV
Between all terminals and DIN Rail	2.5 KV
Between adjacent terminals	2.5 KV
Max. screw torque	0.5 Nm
Screw dimensions	M3, Pozi
Wire in-lets capacity:	
Solid Wire	4sq mm or 2 x 2.25 mm
Multi core	22 14 AWG
Ferrule tip terminals	4 mm sq
Weight Approx.	47 gms.

Dimensions in mm



Other Aspects

- DIN Rail / Panel Mountable
- EN / DIN Sequential Numbering according to EN 60947 & IEC 61810
- Integrated Relay Hold Down Clip
- Removable White Marking Label
- Hard Brass Tin Plated Terminals
- Brass Tin Plated Screws

Approvals

